
DATA SHEET. Model: LL-300L.

Centralizable luminaire (without emergency lighting) of the L Basic Led series.



Description

Centralizable luminaire for surface mounting, recessed mounting through recessing frame, flush mounting through flushing box or watertight mounting through watertight housing.

Illumination by means of LED strip without internal diffuser.

Timeless and resistant design with transparent, soft opal (-8%) or strong opal (-30%) diffuser.

Technical characteristics

Lamp in emergency	N/A
Lamp in maintained	6 x LED White 5,700 K
Flux in emergency	N/A
Flux in maintained	300 lm
Charge indicator LED	N/A
Autonomy	N/A
Supply voltage	85 ÷ 265 Vac - 50 Hz 120 ÷ 370 Vdc
Operation temperature	0 ÷ 40°C
Mains power	3.3 W
Battery	N/A
Remote controllable	N/A
Protection rating	IP42 - IK04
Electrical insulation	Class II
Applicable legislation	CE marking (93/68/CEE): 2014/35/EU 2014/30/EU 2011/65/EU

Photometric curve

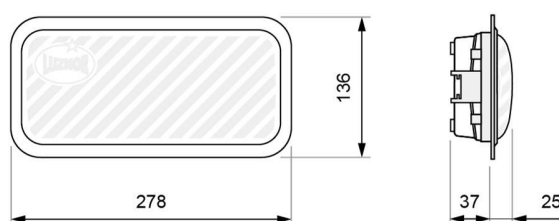
N/A

Dimensions

Surface mounting



Recessed mounting (cut: 265 x 120 mm)



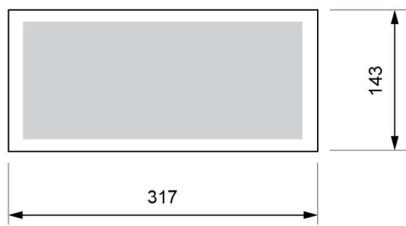
DATA SHEET. Model: LL-300L _ Rev. 01 (February 2024)



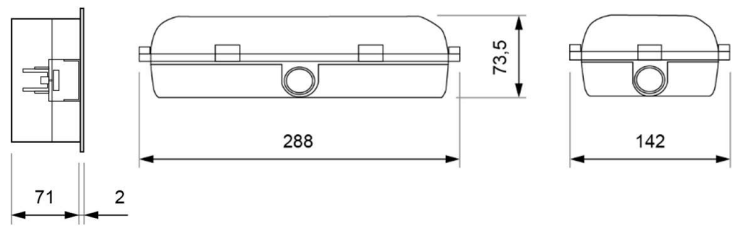
LUZNOR Desarrollos Electrónicos, S.L.
Paduleta, 47 · 01015 · Vitoria-Gasteiz · 945 200 961
NIF: B01266451 · luznor@luznor.com · www.luznor.com



Flush mounting (cut: 300 x 127 mm)



Watertight mounting



DATA SHEET. Model: LL-300L _ Rev. 01 (February 2024)



LUZ NOR Desarrollos Electrónicos, S.L.
Paduleta, 47 · 01015 · Vitoria-Gasteiz · 945 200 961
NIF: B01266451 · luznor@luznor.com · www.luznor.com

